




# 1. HOUSEHOLD INCOME

## Sources of income



**41%**

Women

respondents earn their livelihoods from family farming/livestock/fishing.

**46%**

Men



The lowest proportion of respondents:

**4%**

Rely on unemployment benefits.

**3%**

Rely on remittances from abroad.

**2%**

Rely on pension.

**23%**

of the annual gross domestic product (GDP) was contributed by agriculture, making it a core sector of the economy.

**69%**

of Uganda population<sup>1</sup> are employed in the agricultural sector.



More than **4** out of **10**

respondents cited agriculture as the main source of household income.

**41%**

Women

**46%**

Men

Women were found to be less likely than men to practice agricultural activities.



More than **6** out of **10**

(**women 65%, men 63%**) feel that the pandemic poses a **substantial threat** to their household finances.



Nearly **1** out of **4**

(**24% each for women and men**) consider the pandemic to be a **moderate threat** to their household finances.



Approx. **7** out of **10**

consider the pandemic to be a substantial threat to household incomes comprising **women aged 31 years and above (71%)** and **women in the Northern region (67%)**.



**63%**

Women

**69%**

Men

Income from non-farm business/including family business was among the hardest hit for both women and men during the pandemic.

**70%**

Women

**65%**

Men

Assistance from family within the country decreased.

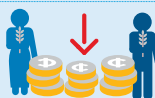
**64%**

Women

**66%**

Men

experienced decreases in income from properties/investments or savings during the pandemic.




**75%** Women & Men

equally affected by reduced incomes from farming during the pandemic.

<sup>1</sup> <http://www.fao.org/3/i8359en/i8359EN.pdf>



## Working for a living




**44%**

respondents (**more than 2 out of 5**) stopped working during the pandemic due to business/office closure arising from pandemic-related restrictions.

**47%** **41%**  
Women Men

Women generally experienced this more than men, particularly in **Central Region (women 58%, men 39%)** and **Northern Region (women 58%, men 51%)**.

### This was observed even in age groups disaggregated by sex:



**51%**  
Women

**44%**  
Men

**AGE: 31 years and above**


women did not work during the pandemic due to business closures compared with men in the same age bracket.

**44%**  
Women

**37%**  
Men

**AGE: 18 years and above**

women did not work during the pandemic compared with men in the same age bracket.



**21%**  
Women

**11%**  
Men

The decrease in working for a living was more significant for women than for men

**47%**  
Women

**41%**  
Men

The decrease was largely the result of businesses or Government departments/units closing due to COVID-19 restrictions (**44% of respondents**). This was more significant for women than men

**15%**  
Women and Men

An equal proportion of women and men stopped working during the pandemic because they were “laid-off although the business continued”. Some slight discrepancies were observed in regions such as **Central (women 17%, men 14%)** and **Northern (women 13%, men 16%)**.

## Effect of pandemic on income sources



**74%**

of respondents reported that **non-farm family business** as an income source was most affected by both reduction and total loss combined.

**65%**

reported a reduction of **income from properties/investment/savings**

**67%**

reported a reduction in **assistance from family within the country**

**62%**

reported a reduction in **assistance from other non-family individuals**

**66%**

who earned an income from pension income indicated that it remained the same.





## 2. SECURITY THREATS

Women and men in Uganda have experienced greater security risks and vulnerability to crime and violence since the onset of the pandemic.



Nearly **6** out of **10**

respondents across all demographics have experienced greater security risks and vulnerability to crime and violence during the pandemic.



Police brutality in enforcing COVID-19 lockdown measures and the unrest that preceded the presidential elections may be partly responsible for this.

In April 2020, several deaths were attributed to security officers who were enforcing measures to restrict the spread of the illness<sup>2</sup>.



**58%** Women **60%** Men

have experienced greater security risks and vulnerability to crime and violence during the pandemic.



**1** in **3** Women

**AGE: 18–24 years** indicated that they have not felt safe in their homes since the start of the pandemic.



**1** in **3** Girls **(32%)** of girls also do not feel safe in the community.



**2** in **5** in Northern Region



**41%** Women **43%** Men



**40%** Women in Eastern Region

have experienced greater security risks and vulnerability to crime and violence during the pandemic - the highest proportion for this observation.

**23%** Women **28%** Men



**24%** Men (Aged 31 years and above)

in **Western Region** formed the highest proportion of respondents who **strongly agreed** that they had experienced an increase of threats to their security during the pandemic.

<sup>2</sup> <https://www.bbc.com/news/world-africa-53450850>





### 3. ACCESS TO SERVICES

#### Difficulty in access to services during the pandemic

Financial services were the most difficult to access followed by health care, food, and water during the pandemic.



**65%**

Financial services were the most difficult to access.



**57%**

Health care



**49%**

Food



**36%**

Water



**1 in 2** respondents

had instances when they experienced challenges in accessing food due to COVID 19 restrictions or fear of contracting the disease.



**3 in 5** respondents

(63%) did not experience lack of access to water during the pandemic.



**64%**  
Women

**66%**  
Men

Most women and men lacked access to financial services due to the pandemic.

#### Discrepancies in access to services by sex:

##### Health Services

**64%** Women   **57%** Men

##### Eastern Region

lacked access to health services.

**52%** Women   **58%** Men

##### Western Region

lacked access to health services.



##### Financial Services

**71%** Women   **64%** Men

##### Eastern Region

lacked access to financial services.

**60%** Women   **64%** Men

##### Western Region

lacked access to financial services.





### Food

Lack of access to food due to COVID-19 was relatively even between the sexes.



### Water

Lack of access to water was significantly more pronounced for women in Central and notably less of an issue for women in Northern region.

**40%**  
Women

**37%**  
Men

#### Central Region

lacked access to water.

**31%**  
Women

**36%**  
Men

#### Nothern Region

lacked access to water.

Uganda has been a net recipient of migrants and refugees for some time. These groups have also suffered the negative **health and socio-economic effects** of the pandemic.



More than **1** in **3**  
**(37%)**

refugee children did not have learning materials or stopped learning altogether during the pandemic.



The competing demands of household chores affected learning for:

**(27%)**

More than **1** in **4** girls

**(13%)**

More than **1** in **10** boys

Women and girls' **unpaid care work** among refugees has increased significantly.



**50%**  
Girls & Women  
AGE: 18-24 years  
reported increase in unpaid care work.



**(81%)**

**4** in **5** respondents

indicated that COVID-19 was negatively impacting the mental health of refugees.





## 4. SEXUAL AND REPRODUCTIVE HEALTH RIGHTS (SRHR)

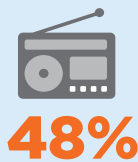
Most women and men have received information on **sexual reproductive health and rights** since the start of the pandemic although a significant number have not had access to SRH services during this time.




**64%**  
Women

**60%**  
Men

More than **6 in 10** women and men have received information on **sexual reproductive health and rights** since the start of the pandemic.



**48%**




**33%**



**27%**

Radio, TV, and community activists/volunteers have been the main sources of information on SRHR during the pandemic.



**35%**  
Women

**39%**  
Men

Nearly **2 in 5** women and men indicated that a member of their household needed SRH services during the pandemic.

**4 in 5**  
(**80%**)

of those in need of SRH services managed to access them:

**86%**  
in a **health facility**

**16%**  
in a **VHT**

**9%**  
in a **NGO/CSO**



**1 in 5**

respondents who needed, but could not access SRH services during the pandemic.

Reasons given by **about 1 in 3** of those who needed but could not access SRH services during this time, with women significantly more affected:



**36%**  
Women

**30%**  
Men

Lack of money for transport.



**34%**  
Women

**26%**  
Men

Lack of transport.



**33%**  
Women

**24%**  
Men

Long distances to the nearest support center.



**1 in 5**

**20%**  
Women

**20%**  
Men



could not pay for SRH services during the pandemic.



**1 in 5**

**19%**  
Women

**19%**  
Men



did not have information on where to access services.





## 5. GENDER-BASED VIOLENCE (GBV)




**76%**

More than **3** in **4** women and men in Uganda have received information on gender-based violence (GBV) since the start of the pandemic.




**53%**



**45%**



Radio, and TV, and 'word-of-mouth' (**neighbor 27%**, **friend 16%**, **community activist/volunteer 16%**) were the main sources of information on GBV for both women and men during the pandemic.



**46%**


Women

**49%**

Men

**1** in **2**

knew of a GBV victim/survivor



**54%**

Proportions were higher in **Northern Region** where more than half of respondents knew of GBV victims.

### Forms of GBV

Most prevalent form of GBV during the pandemic



**50%**

Respondents cited physical violence.



**1** in **3**

Respondents cited denial of resources.



**1** in **3**

Respondents cited psychological torture.



**1** in **3**

Respondents cited sexual violence<sup>3</sup>.

Less common forms of GBV during the pandemic



**2%**

Respondents cited female genital mutilation.



**7%**

Respondents cited online bullying.

<sup>3</sup> Rape/defilement

## Who is responsible for GBV?



**33%**

Respondents identified **household members predominantly spouses** as the perpetrators of GBV.

**15%**

Respondents identified **neighbors** as the perpetrators of GBV.

**11%**

Respondents identified **strangers** as the perpetrators of GBV.

## Seeking help following GBV incidents



**67%**

**2 in 3** survivors sought help for GBV incidences.



**32%**

Survivors of GBV sought help from the **police**.



**23%**

Survivors of GBV looked for help from a **community leader**.

The lowest proportions of respondents sought help following GBV incidences from:



**1%**

Helplines



**0%**

Shelters



**0%**

Employers/work colleagues



**0%**

Teachers

A small proportion of respondents sought help following GBV incidences from:



**7%**

Own families.



**6%**

A neighbor.



**6%**

Doctor/medical facility.



**6%**

Friend.

Main barriers for GBV survivors who did not seek help:



**37%**

Lack of information/knowledge on where to access services.



**37%**

Fear of leaving home.



**18%**

Lack of money for transport.



**14%**

Long distances to the nearest support center.





The lowest proportion of respondents who indicated that they sought help for GBV:



**59%**

Men from Central Region.

**66%**

Men aged 31 years and above.

Highest proportion of respondents who sought help following incidences of GBV:




**74%**

Women from Northern Region.

**73%**

Women aged 31 years and above.

## Perceptions on the prevalence of GBV



**73%**

Women

**65%**

Men

Most women and men felt that GBV is a problem in Uganda.

**78%**

Women

**66%**

Men

**Northen Region**

More women than men likely to feel that GBV is a problem particularly in Northern Region and Central Region.


**79%**

Women

**64%**

Men

**Central Region**



**65%**

Women

**59%**

Men

Indicated that they believe that GBV happens very often.

**70%**

Women

**58%**

Men

**Northen Region**

More women than men likely to feel that GBV happens very often especially those in Northern Region and Central Region.

**71%**

Women

**59%**

Men

**Central Region**



**4 in 5** women

**Western Region**

indicated that GBV in Uganda has increased since the onset of COVID-19.



**4 in 5** women and men

**78%**

Women

**77%**

Men

**Northen Region**

felt that GBV in Uganda has increased since the onset of COVID-19.

**78%**

Women

**78%**

Men

**Central Region**

## Perception on preventing GBV

Measures that should be prioritized to effectively prevent GBV:



**40%**

Financial support.



**37%**

Someone to talk to.



**35%**

Information about security/crime prevention.



**31%**

Police support.



**30%**

Psychosocial support



Women were more likely than men to indicate the need for multiple support mechanisms in preventing GBV.

