

Youth Not in Employment, Education or Training

East and Southern Africa

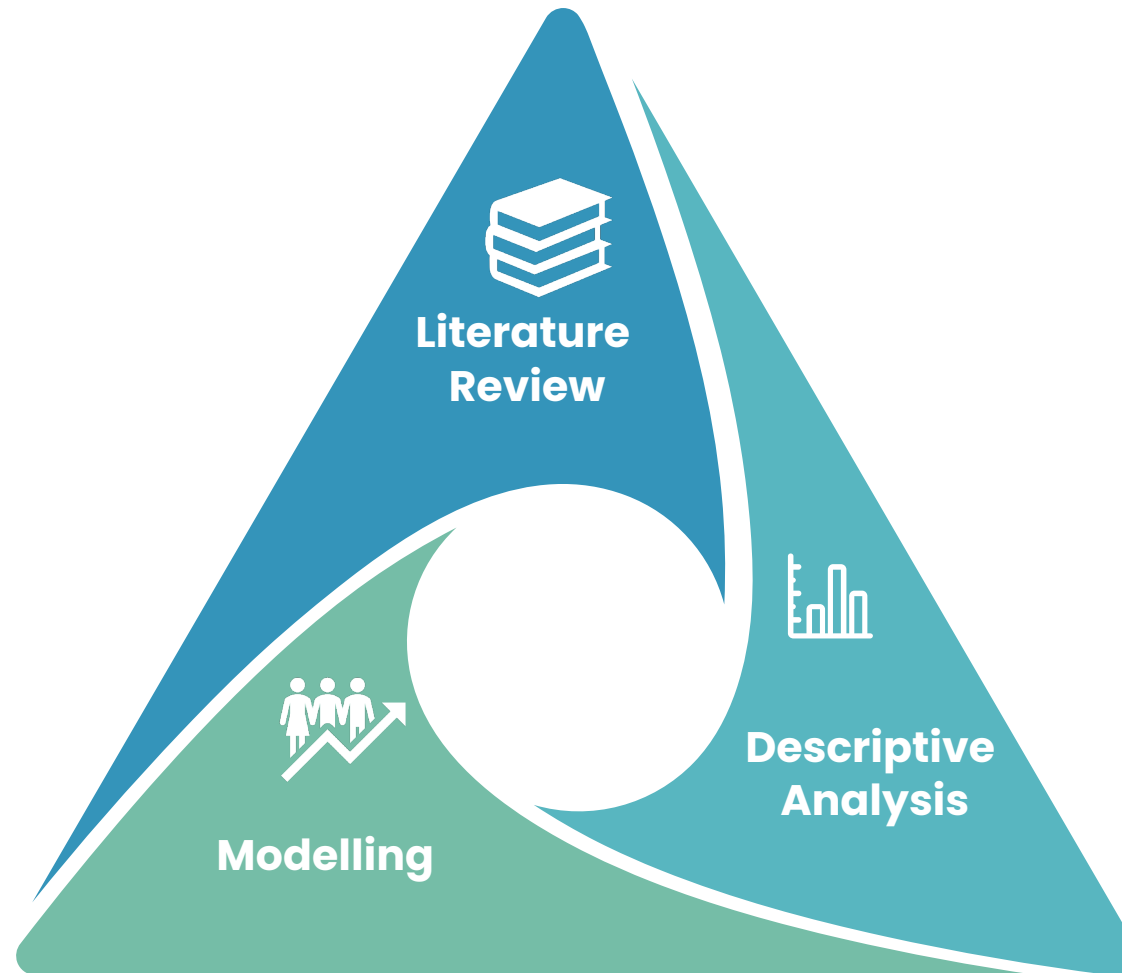
2 November 2022
Nairobi, Kenya



Structure of the presentation

- 1. The NEET indicator**
- 2. Key findings**
- 3. Factors associated with NEET**
- 4. Policy recommendations**

Methodology



Literature review

Regional and country level literature review on data previously published and factors underlying NEET in Africa.

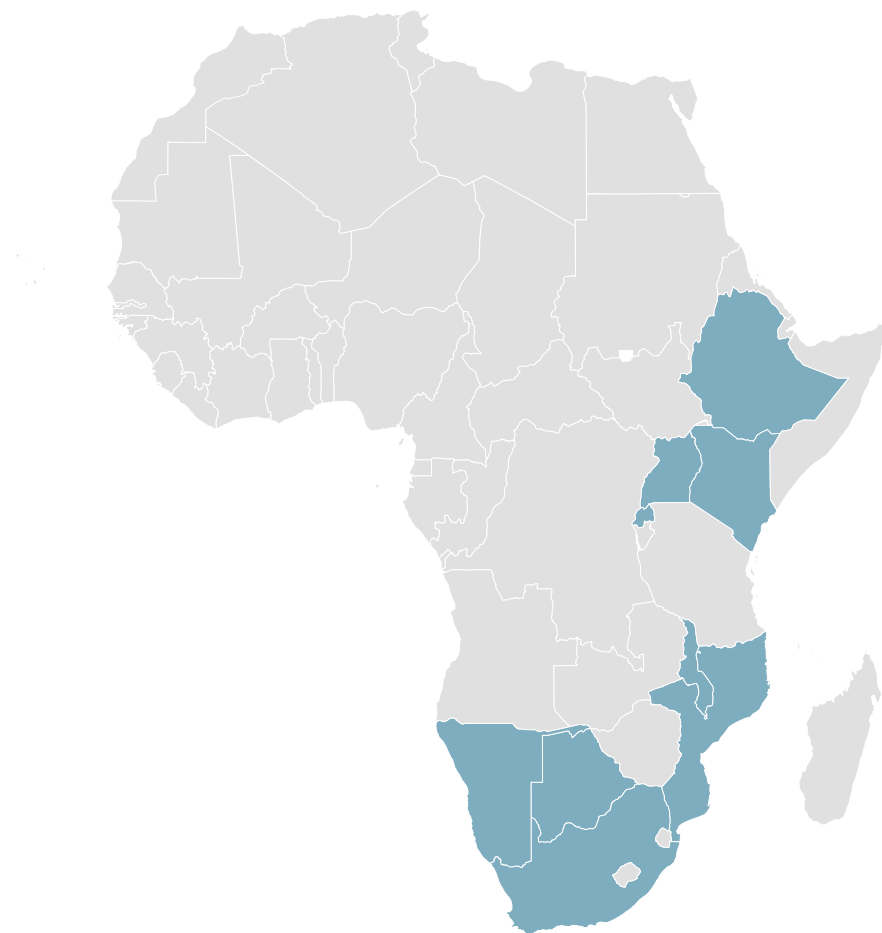
Descriptive analysis

Basic analysis of NEET for 15–24-year-olds. Not in education, employment and training based on existing data sets.

Modelling

Use existing data to explore the underlying factors of NEET in the sub-region.

ESA countries with required data



Powered by Bing
© GeoNames, Microsoft, TomTom, Wikipedia



Survey Data Sets Used

Botswana Quarterly Multi Topic Survey: LF Module Q1 2020;

Ethiopia Socioeconomic Survey 2018/19;

Kenya Continuous Household Survey 2019;

Malawi Fifth Integrated Household Survey data 2020;

Mozambique Family Budget Survey 2019/20;

Namibia Inter-censal Demographic Survey 2016;

Rwanda Labour Force Survey 2019;

South Africa General Household Survey 2019; and

Uganda National Household Survey 2019/20.

NEET

8 DECENT WORK AND
ECONOMIC GROWTH



Target 8.6 of the SDGs

By 2020 **substantially** reduce the proportion of **youth** not in **employment, education or training**

NEET = all youth

- those employed
- those in education/training

A young person may leave school and not actively be seeking a job:

Personal obstacles

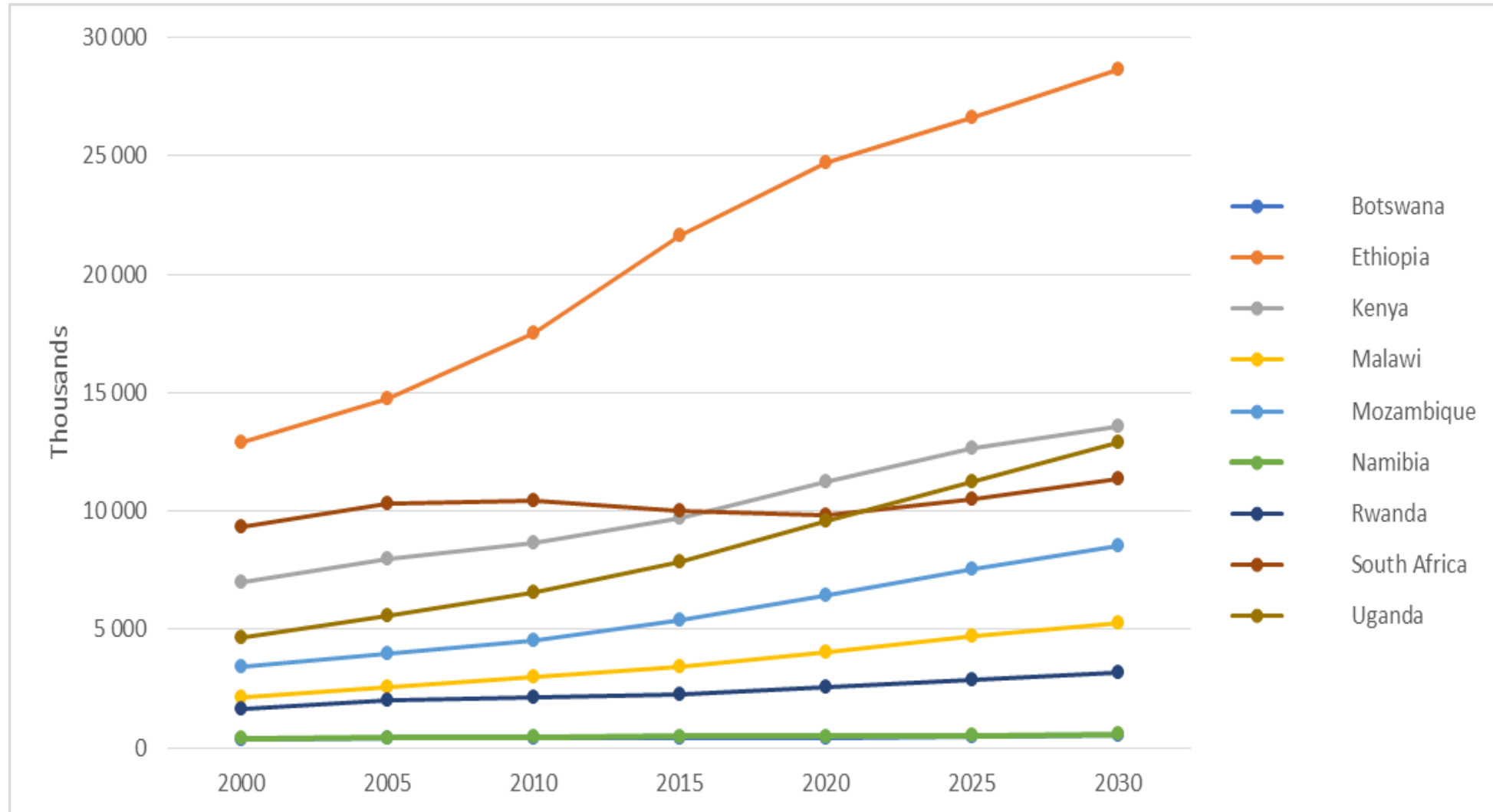
Other demands on their time –

- **family responsibilities (care and domestic work)**
- **family own use farming and production**

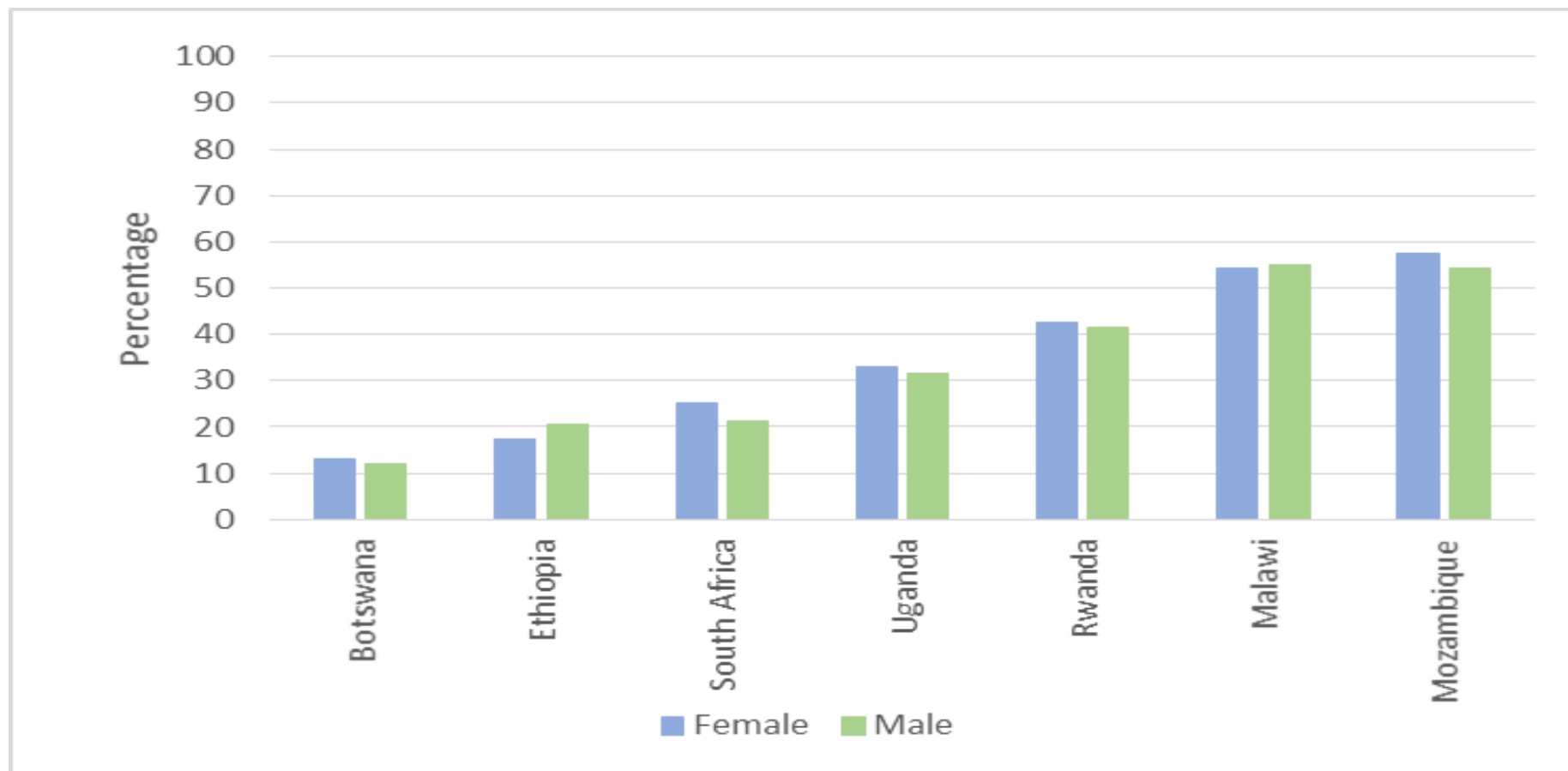
Disabled

No suitable jobs available

Number of 15- to 24-year-olds from 2020 projected to 2030



Percentage of youth population (aged 15-24) living in extreme poverty by sex



Notes: Extreme poverty is below US\$ 1.90 per person per day in 2011 parity purchasing power (PPP); Data not available for Kenya and Namibia. Source: UN Women et. al. (2020)

19th ICLS definition

Employed if:

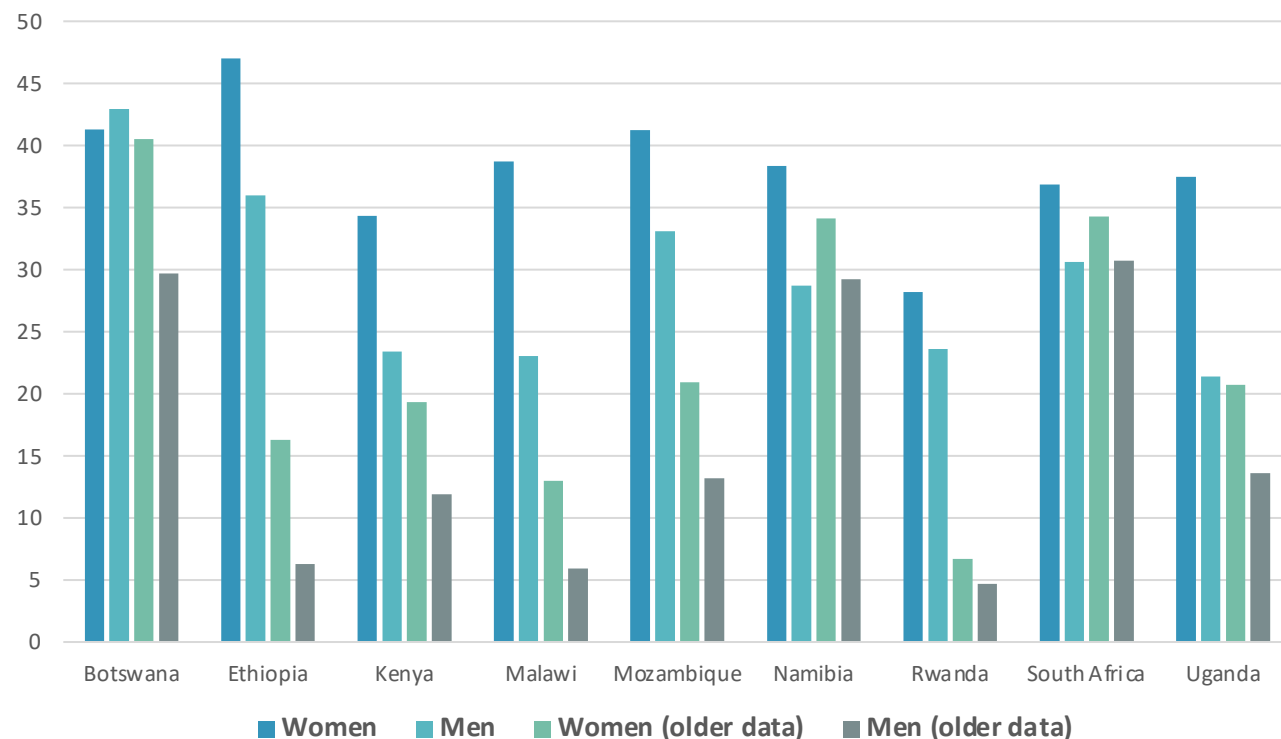
- Earning a wage or salary
- Works or helps in a family business (even if as an unpaid family member)
- Family farming or production is for sale (even if as an unpaid family member)

Not employed if:

- Family farming or production is for own final use
- Voluntary worker
- Unpaid apprentice

NEET rates are higher than previously published – especially for women

NEET 15 - 24

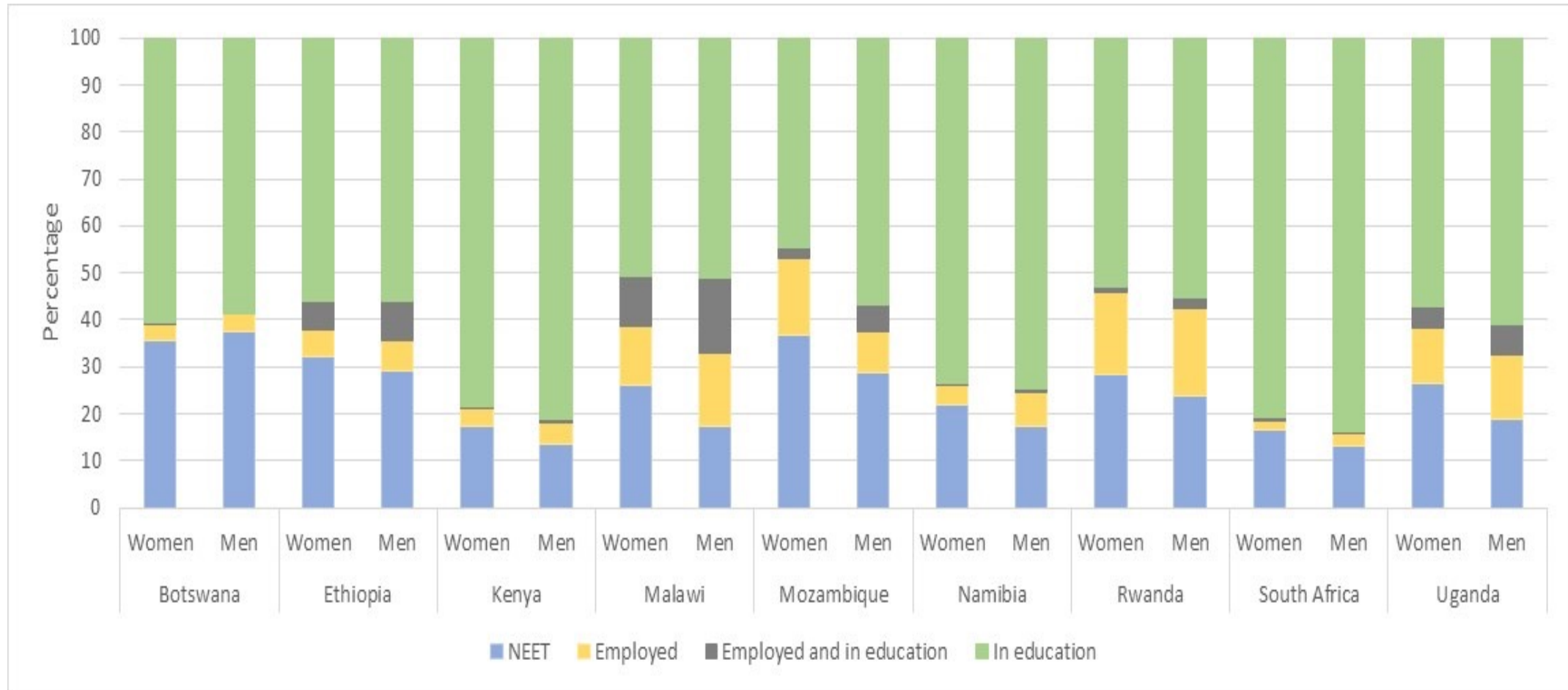


The definition of employment changed in 2013 to exclude family farming and production for own use

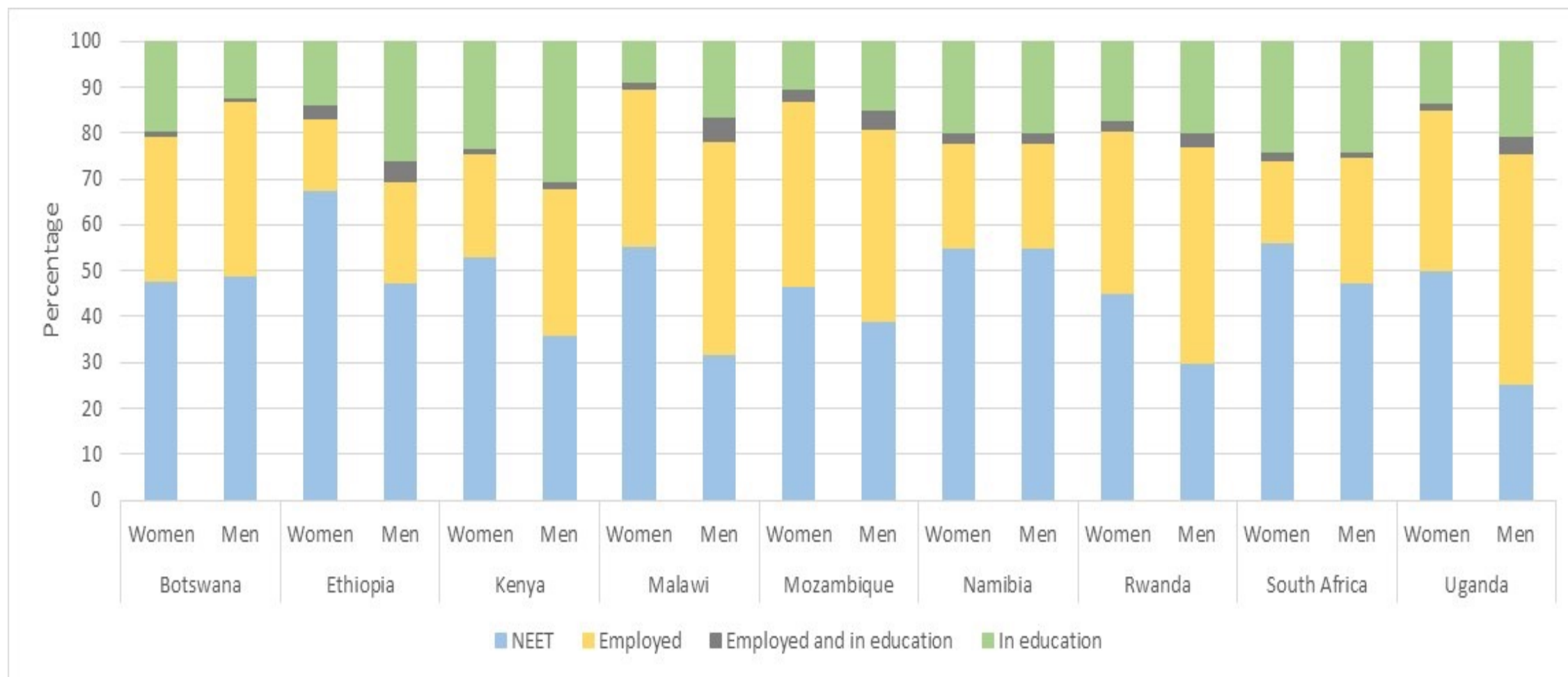
NEET status affected by:

- Economic context
- Population growth
- Poverty
- Societal norms and attitudes towards young women
- Education provision
- Employment opportunities

Percentage of youth by activity status – NEET; employed; employed and in education; and in education only, by sex and age group 15-19 years



Percentage of youth by activity status – NEET; employed; employed and in education; and in education only, by sex and age group 20-24 years



Main determinants of NEET status

MARRIAGE AND EARLY PREGNANCIES

Malawi, Mozambique
and Uganda highest early marriage
and teenage pregnancy rates

WORKING IN UNPAID FAMILY FARMING



EDUCATION ENROLMENT AND THE HIGHEST LEVEL OF EDUCATION ATTAINED

EMPLOYMENT GENDER GAPS HIGHEST YOUTH 20-24

Gender norms certain work unsuitable for
young women; greater mobility of young
men; begins even while young men are
still at school, negatively impacting on
their education.

Policy recommendations

Early marriage and pregnancy	Education	Socio economic	Child labour
Laws	Investment	Opportunities for women	Implement and enforce child labour laws
Options	Content	Quality employment	
Information and accessible healthcare	Retention	Labour market policies	
Advocacy and community dialogues	Back to school	Soft skills	
	Second chance initiatives	Business, finance, youth and gender training and support	
	Tackling national level poverty	Productive agricultural inputs and modern farming methods	

Consultant who prepared report:

Helen Perry

Helen Perry <hperry@icon.co.za>

Reports available from:

<https://africa.unwomen.org/en/digital-library/publications/2022/05/quantitative-analysis-of-youth-not-in-education-employment-and-training-neet-15-24-years-old-regional-report>

Thanks